



# HEFA

---

NEW HAMPSHIRE HEALTH AND EDUCATION FACILITIES AUTHORITY

## **ANNUAL BOARD REPORT**

**Fiscal Year Ending:**

**June 30, 2020**

**October 2020**

## **TABLE OF CONTENTS**

	<b>Page</b>
<b>Mission Statement &amp; Fiscal Year Review .....</b>	<b>1</b>
<b>Bond Financing Program .....</b>	<b>2</b>
<b>Fiscal Year Bond Issues .....</b>	<b>3</b>
<b>Revenue Anticipation Note/Capital Note Program .....</b>	<b>4</b>
<b>Equipment Leasing Program .....</b>	<b>5</b>
<b>Capital Loan Program .....</b>	<b>6</b>
<b>Direct Loan and Direct Loan PLUS Program .....</b>	<b>7</b>
<b>Schedule 1 - Outstanding Bond Issues .....</b>	<b>8-11</b>
<b>Schedule 2 -RAN/CAN Issues .....</b>	<b>12-13</b>
<b>Schedule 3 - Outstanding Equipment Loan Issues .....</b>	<b>14-15</b>
<b>Schedule 4, Outstanding Capital Loans.....</b>	<b>16-17</b>
<b>Schedule 5, Outstanding Direct Loan Programs .....</b>	<b>18-20</b>

## **MISSION STATEMENT**

The mission of the New Hampshire Health and Education Facilities Authority is to lower the cost of health and education services in New Hampshire, by providing eligible Institutions with access to high quality, readily available, low cost financing alternatives.

---

## **FISCAL YEAR REVIEW**

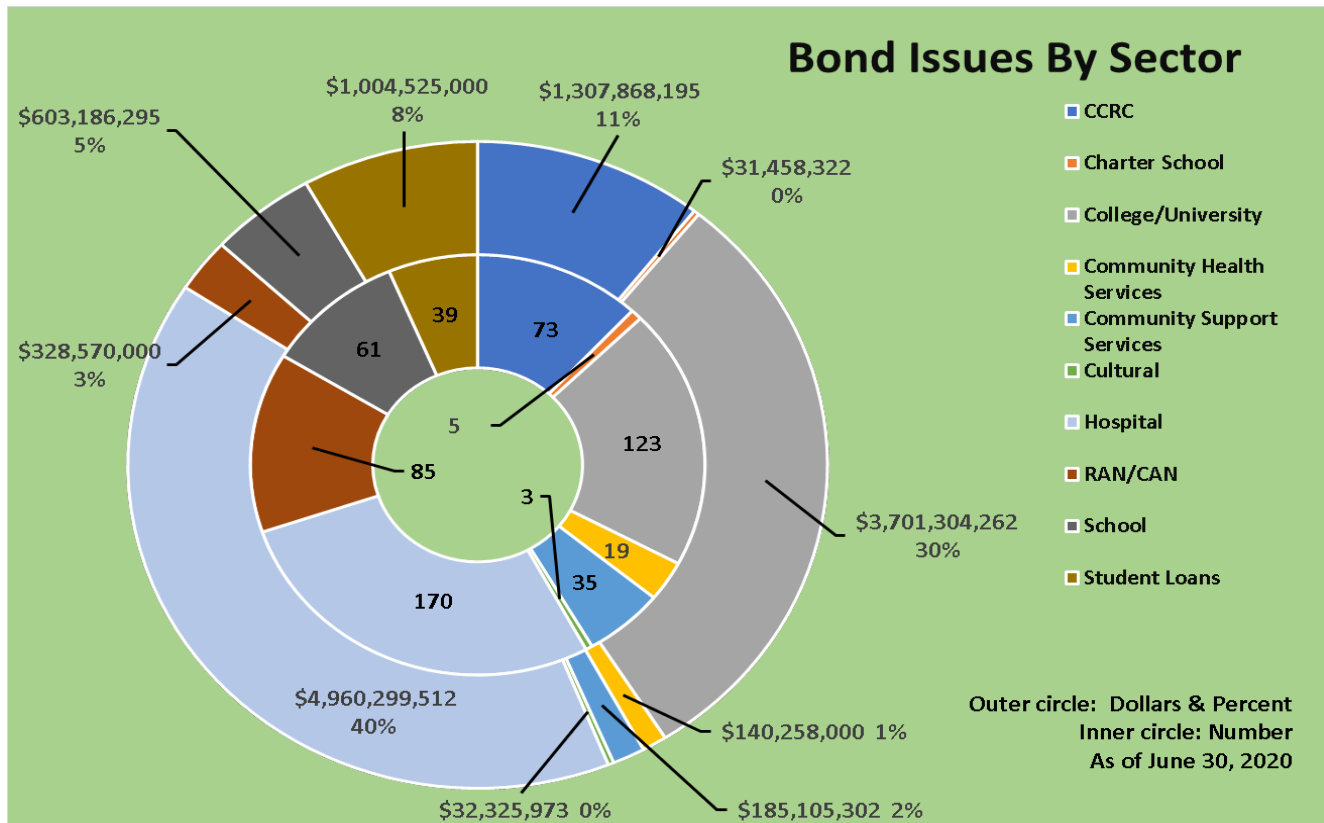
During fiscal year ending June 30, 2020, the Authority:

- Issued eight series of bonds and notes totaling \$335,740,000 on behalf of three hospitals, one continuing care retirement community, one college and one secondary school;
- Closed sixteen Direct Loan Program loans in the amount of \$2,164,512 for one college, one cultural institution, one health service, one continuing care retirement community, two secondary schools, two private schools, two charter schools, and six social service agencies;
- Closed one Capital Loan Program loan, in the amount of \$1,800,000 (of which HEFA funded \$360,000) for a summer camp.

## Bond Financing Program of the Authority

As of June 30, 2020, the Authority has issued 613 different series of bonds and notes in the aggregate principal amount of \$12,294,900,861. These bonds and notes were issued on behalf of 26 hospitals, 21 nursing homes and retirement communities, 1 health maintenance organization, 3 home health care providers, 2 ambulatory care clinics, 13 colleges and universities, 18 secondary schools, 4 student loan programs, 12 institutions providing educational programs, and 10 institutions providing healthcare programs.

See Schedule 1 for a list of outstanding bonds.



## Fiscal Year Bond Issues:

### \$9,575,000 – New England College

- Proceeds used to refinance portion of existing indebtedness of New England College and New Hampshire Institute of Art.

### \$20,500,000 – Elliot Health System

- Proceeds used to finance capital equipment.

### \$24,500,000 – Southern New Hampshire Health

- Proceeds used to finance capital equipment.

### \$40,000,000 – Senior Living of Bedford

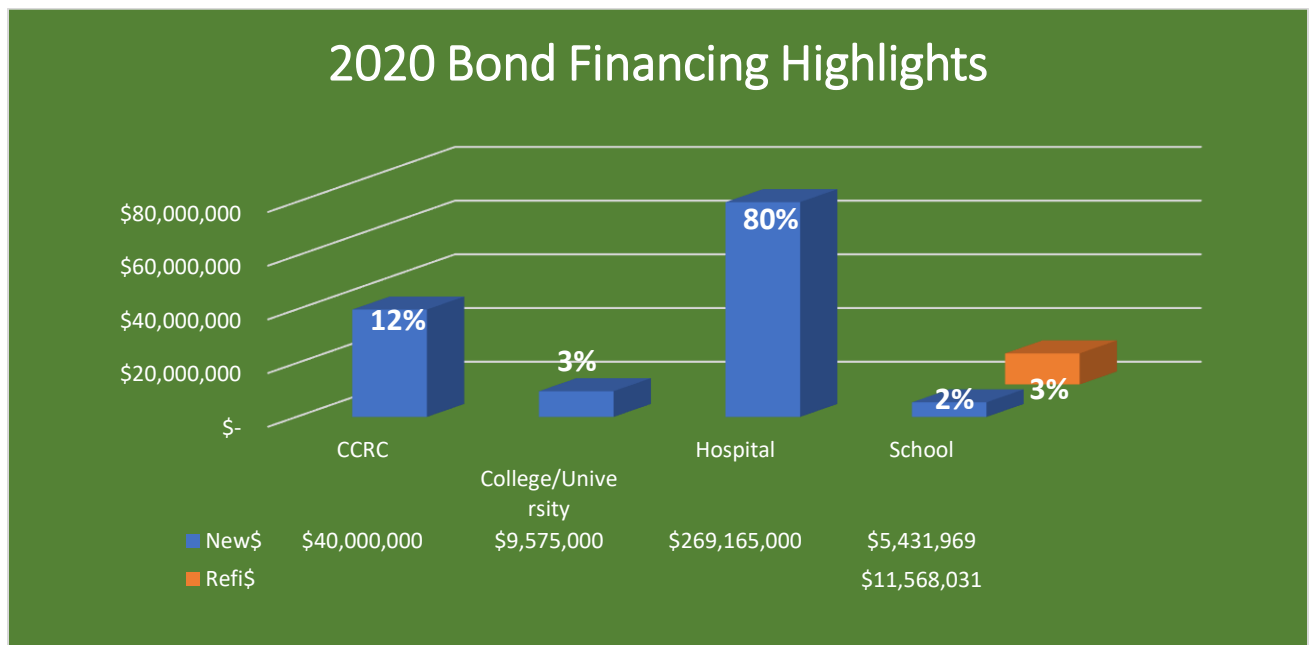
- Proceeds used to finance cost of land acquisition, construction, equipping and furnishing of a new senior living facility.

### \$224,165,000 – Dartmouth-Hitchcock Obligated Group (Series 2019A and Series 2020A)

- Proceeds used to finance construction, furnishing, and equipping of an ambulatory surgery center; renovations, construction, equipping and capital improvements to existing facilities; construction of a new five-level inpatient tower; and miscellaneous renovations, construction, equipment, and machinery.

### \$17,000,000 – New Hampton School (Series 2019A and Series 2019B)

- Proceeds used to refinance existing debt, fund termination of interest swaps, and finance miscellaneous construction, renovation and equipping of the institution’s facilities.



## **REVENUE ANTICIPATION NOTE / CAPITAL NOTE (“RAN/CAN”) PROGRAM**

The RAN/CAN Program provides tax-exempt financing for working capital needs, capital equipment purchases, construction, renovation or refinancing of debt.

**The Revenue Anticipation Note (RAN) Program** - The Revenue Anticipation Note Program is designed to provide not-for-profit institutions, primarily educational institutions such as private colleges, universities and secondary schools, with a source of low-cost funds to alleviate the temporary cash flow shortfalls that result each fiscal year from the imbalance between regular monthly expenditures and irregular receipts such as tuition, grants, government reimbursement and other special revenue.

**The Capital Note (CAN) Program** - The Capital Note Program permits institutions to use low cost tax-exempt funds to pay for routine capital expenditures, construction or renovation expenses or the refinancing of debt that are normally funded with cash while at the same time obtaining higher-yielding taxable returns on the preserved cash. CANs are designed for both nonprofit educational and health care institutions.

### **RAN/CAN Summary:**

- Notes are issued jointly as a pooled financing to reduce costs.
- The Authority has issued nineteen annual pools, consisting of one hundred-four series of notes.
- The total amount issued to date is \$411,240,000.
- No RAN/CAN loans were issued in fiscal year 2020.

The RAN/CAN program to date has had no defaults. See Schedule 2 for a list of institutions that have borrowed through the RAN/CAN program.

## **Equipment Leasing Program (ELP)**

This Equipment Leasing Program (ELP) was established by the Authority to provide tax exempt financing for equipment acquisitions. These financings can either be placed with a specific lending institution or bid out to multiple lenders using the Authority's standardized documents.

The minimum financing amount is \$500,000, with no maximum amount. The lease term, usually 1-10 years, is determined by the institution based upon the useful life of the leased assets.

The Authority has completed eleven financing leases totaling over \$117 million utilizing the Equipment Lease Program. The program has had no defaults to date.

During fiscal year 2020, NH HEFA financed two Equipment Lease Program bonds for \$45 million for two hospitals.

See Schedule 3 for list of outstanding ELP financings.

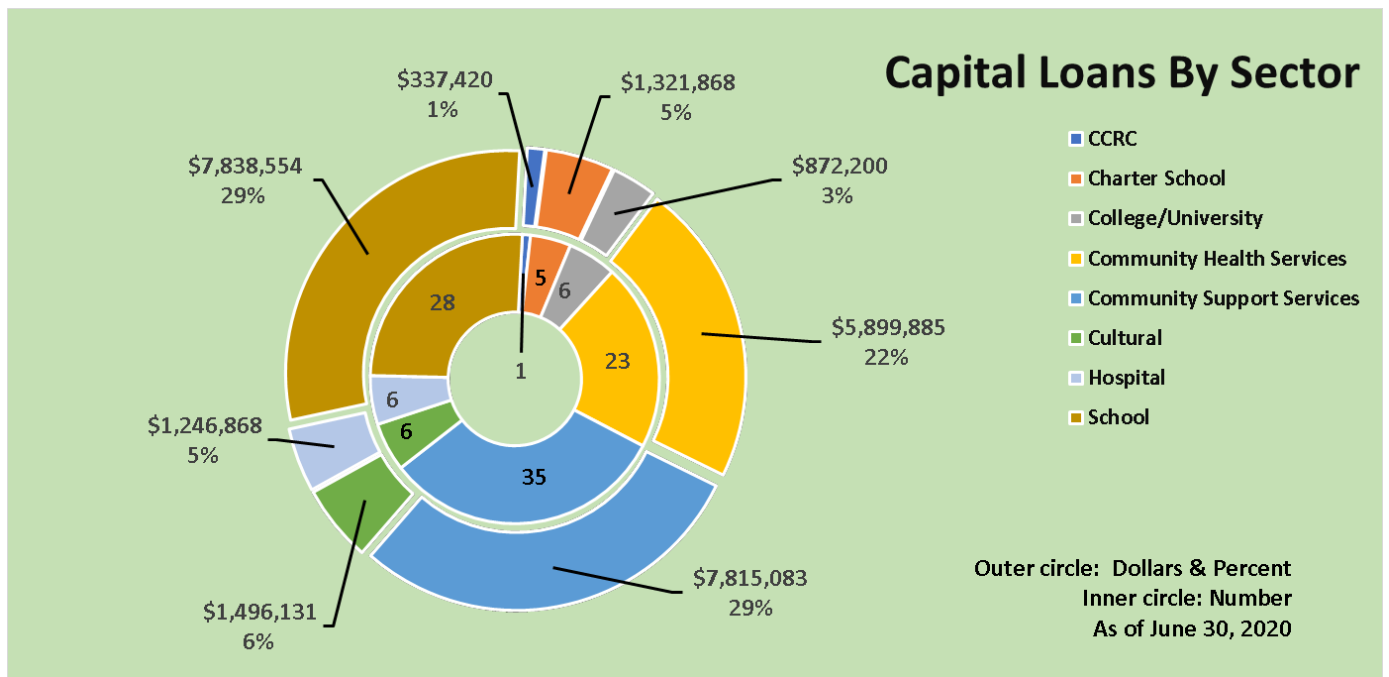
## Capital Loan Program

The Capital Loan Program provides loans at a below market rate for qualified institutions for the purchase of capital equipment, the acquisition of real estate or for refinancing of existing debt. The Authority has developed a simple application process and standardized documents which limit expenses and the time needed to complete a financing. The Authority co-lends up to 30% of the loan with a bank for a term of five years. The Authority's interest rate is one-half of the bank's rate. The minimum loan amount is \$50,000 and the maximum is \$450,000 per institution.

### Capital Loan Program Summary:

- One hundred ten loans have been made since 1993.
- The Authority has loaned a total of over \$26.8 million.
- Five different banks participate in six current outstanding loans.

See Schedule 4 for list of outstanding Capital loans.





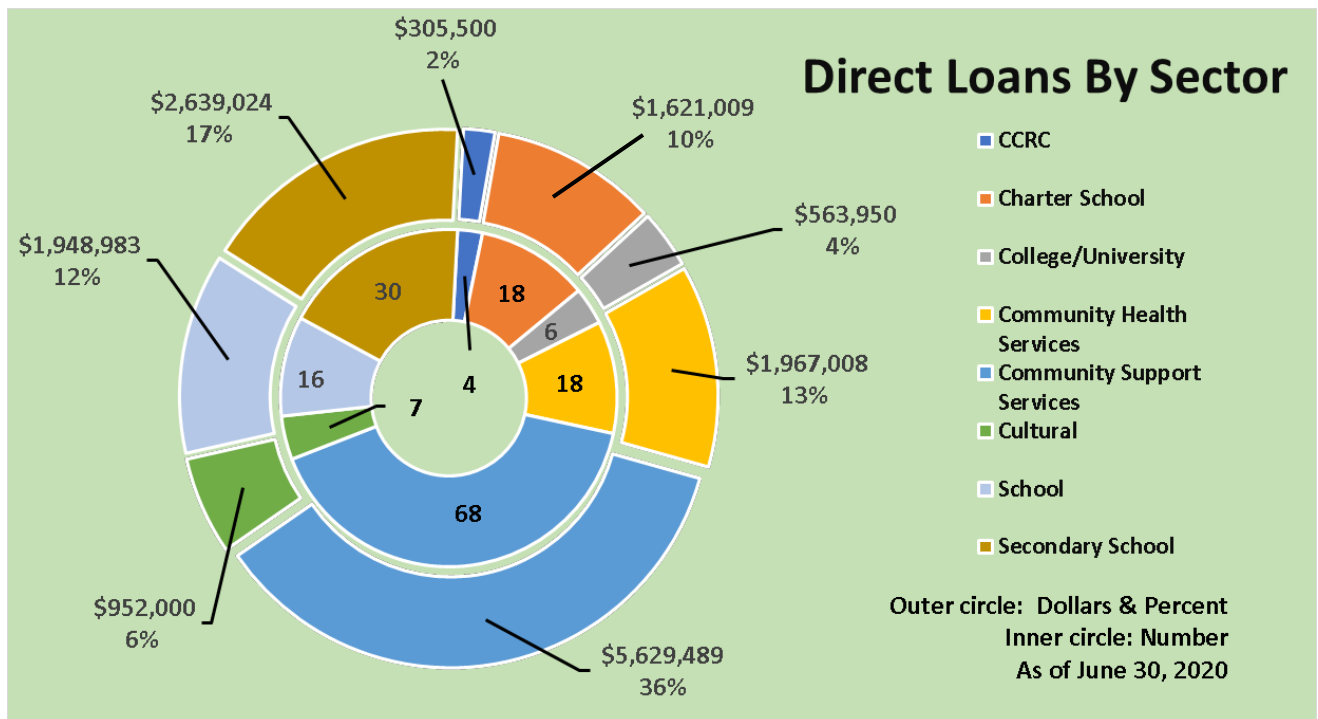
## Direct Loan and Direct Loan PLUS Programs

The Direct Loan Program provides loans up to \$200,000, at a below market rate, to qualified institutions for the purchase of capital equipment, acquisition of real estate, construction or renovation of facilities, refinancing of existing debt, emergency repairs, vehicle purchases or other matters as determined by the Board. The interest rate is 1% and the term is for 5 years. The Direct Loan Program has had no defaults to date.

The Direct Loan Plus Program provides loans up to \$300,000, at 2.25%, for a term up to 10 years to qualified institutions for the purchase of capital equipment, acquisition of real estate, construction or renovation of facilities, refinancing of existing debt, emergency repairs, vehicle purchases or other matters as determined by the Board.

As of June 30, 2020, the Authority has originated 167 loans for a total amount of \$15,626,962.80.

See Schedule 5 for list of outstanding Direct loans.



# *Schedule 1*

## *Outstanding Bond Issues*

## Outstanding Bond Issues

<u>Institution</u>	<u>Date of Financing</u>	<u>Original Issue</u>	<u>Outstanding</u>
St. Paul's School	08/27/1998	\$ 40,000,000.00	\$ 40,000,000.00
Exeter Hospital Series B	12/19/2001	18,800,000.00	4,115,000.00
Bishop Guertin High School	03/12/2002	6,200,000.00	3,545,000.00
Riverbend Comm. Mental Health	02/07/2003	6,000,000.00	3,045,000.00
Dartmouth College	03/12/2003	113,250,000.00	28,200,000.00
Exeter Hospital	11/20/2003	20,000,000.00	12,530,000.00
Kendal at Hanover Series B	10/13/2004	15,545,000.00	5,830,000.00
University System of NH Series A	01/20/2005	65,000,000.00	44,400,000.00
University System of NH Series B1, B2	08/01/2005	97,360,000.00	59,600,000.00
Dartmouth College	04/05/2007	90,000,000.00	75,000,000.00
High Mowing School	05/24/2007	2,000,000.00	1,009,475.32
Child & Family Services	07/26/2007	5,540,000.00	3,990,000.00
Moore Center Services	08/30/2007	4,295,000.00	3,225,000.00
Phillips Exeter Academy	09/19/2007	50,000,000.00	50,000,000.00
Wediko Children's Services	09/24/2007	3,800,000.00	2,797,265.69
Manchester YMCA	10/04/2007	3,800,000.00	1,600,000.00
Covenant Health Systems Series A	10/30/2007	17,030,000.00	13,395,000.00
Covenant Health Systems Series B	10/30/2007	36,650,000.00	26,025,000.00
Derryfield School	04/25/2008	7,000,000.00	5,694,360.00
Riverbend Comm. Mental Health	07/24/2008	4,100,000.00	3,280,000.00
Havenwood-Heritage Heights	09/16/2009	14,910,000.00	12,510,000.00
Pinkerton Academy Series A, B, C	05/03/2010	38,380,000.00	28,150,000.00
St. Paul's School	09/30/2010	13,655,000.00	13,655,000.00
Crotched Mountain Rehab. Center	11/30/2010	30,000,000.00	22,382,862.00
Brewster Academy	02/04/2011	18,000,000.00	15,212,821.62
University System of NH Series A	06/23/2011	6,000,000.00	6,000,000.00
University System of NH Series B	06/23/2011	42,570,000.00	28,150,000.00
Measured Progress Series A	06/30/2011	12,000,000.00	7,954,246.00
Measured Progress Taxable	06/30/2011	6,000,000.00	4,077,651.00
RiverMead Series A	12/15/2011	21,670,000.00	21,670,000.00
Exeter Hospital	02/09/2012	32,565,000.00	23,915,000.00
NHOF/Presidential Oaks	03/22/2012	4,000,000.00	2,732,993.41
Androscoggin Valley Hospital Series B	03/29/2012	12,500,000.00	6,478,257.55
Holderness School	03/29/2012	4,500,000.00	4,075,000.00
University System of NH	04/03/2012	23,260,000.00	3,300,000.00
Southern NH University	06/07/2012	62,915,000.00	57,850,000.00
Colby-Sawyer College	06/13/2012	27,000,000.00	13,131,890.54
Covenant Health Systems	06/27/2012	27,000,000.00	26,025,000.00
Cardigan Mountain School	07/11/2012	11,000,000.00	9,560,295.13
RiverWoods at Exeter Series A	09/28/2012	33,605,000.00	26,105,000.00
RiverWoods at Exeter Series B	09/29/2012	32,000,000.00	26,620,000.00
Cheshire Medical Center	11/15/2012	29,650,000.00	24,315,000.00
Speare Memorial Hospital	12/07/2012	21,100,000.00	14,144,390.77
Catholic Medical Center	12/19/2012	35,275,000.00	19,800,000.00
Concord Hospital Series B	04/25/2013	32,421,264.00	8,073,020.00
The Huntington at Nashua	05/01/2013	23,000,000.00	16,164,560.38
Dublin School	05/03/2013	1,200,000.00	853,686.31
Coe-Brown Northwood Academy	05/14/2013	3,300,000.00	2,353,479.24
Saint Anselm College	07/25/2013	12,000,000.00	12,000,000.00

Continued...

<u>Institution</u>	<u>Date of Financing</u>	<u>Original Issue</u>	<u>Outstanding</u>
B & G Clubs of Greater Concord	09/05/2013	\$ 3,000,000.00	\$ 884,089.67
Elliot Hospital	09/30/2013	17,021,000.00	867,928.93
Havenwood Heritage Heights Series B	11/01/2013	14,470,000.00	14,362,988.72
RiverMead at Peterborough	12/23/2013	13,550,000.00	8,195,000.00
New England College Series A	02/28/2014	3,635,801.54	2,839,040.88
New England College Series B	02/28/2014	8,364,198.46	7,519,863.13
Holderness School	04/23/2014	4,500,000.00	3,664,508.19
University System of NH	06/02/2014	21,760,000.00	11,440,000.00
Covenant Health Systems	07/17/2014	16,900,000.00	13,405,000.00
Dartmouth-Hitchcock Series A	08/13/2014	26,960,000.00	19,765,000.00
Dartmouth-Hitchcock Series B	08/13/2014	14,530,000.00	14,530,000.00
Southern NH University Series A	08/27/2014	32,208,000.00	29,549,000.00
Southern NH University Series B	08/27/2014	19,069,000.00	12,235,000.00
Keystone Hall	09/15/2014	3,963,900.00	3,572,441.78
Southern District YMCA Series A	11/13/2014	2,750,000.00	2,360,971.67
Southern District YMCA Series B	11/13/2014	2,904,000.00	1,502,435.12
Exeter Hospital ELP	03/26/2015	6,000,000.00	1,584,850.69
University System of NH	05/13/2015	116,970,000.00	107,675,000.00
YMCA of Greater Nashua Series A	05/19/2015	5,700,000.00	4,621,569.11
YMCA of Greater Nashua Series B	05/19/2015	3,500,000.00	2,734,159.01
St. Paul's School	06/01/2015	12,000,000.00	12,000,000.00
Center for Life Management	07/23/2015	3,042,730.00	2,535,229.98
Dartmouth College Series A	08/06/2015	50,500,000.00	50,500,000.00
Dartmouth College Series B	08/06/2015	50,500,000.00	50,500,000.00
Dartmouth College Series C	08/06/2015	45,000,000.00	45,000,000.00
Dartmouth College Series D	08/06/2015	44,665,000.00	44,665,000.00
Kimball Union Academy Series A	08/27/2015	12,657,301.26	11,584,539.63
Kimball Union Academy Series B	08/27/2015	2,000,000.00	2,000,000.00
NH Catholic Charities	08/31/2015	15,500,000.00	13,008,847.54
Catholic Medical Center Series A	09/03/2015	24,070,000.00	21,650,000.00
Catholic Medical Center Series B	09/03/2015	8,650,000.00	8,060,000.00
Littleton Hospital Series A	10/01/2015	5,331,100.00	4,464,552.93
Littleton Hospital Series B	10/01/2015	20,753,200.00	17,832,199.27
Concord Christian Academy Series A	12/08/2015	6,012,174.28	5,882,112.26
Phillips Exeter Academy	04/01/2016	30,000,000.00	30,000,000.00
Speare Memorial Hospital Series A	04/15/2016	4,164,574.19	3,339,380.00
Kendal at Hanover	04/28/2016	18,305,000.00	15,795,000.00
Dartmouth College Series A	04/29/2016	165,000,000.00	165,000,000.00
University System of NH	05/18/2016	53,890,000.00	47,310,000.00
Southern NH Medical Center	06/07/2016	10,500,000.00	4,616,176.82
Southern NH University	06/08/2016	30,230,000.00	28,440,000.00
Dartmouth-Hitchcock Series B	07/01/2016	10,970,000.00	10,970,000.00
Birch Hill Terrace	07/08/2016	12,680,000.00	9,823,056.06
Havenwood Heritage Heights Series A	08/25/2016	8,415,028.00	5,885,098.00
Havenwood Heritage Heights Series B	08/25/2016	2,590,972.00	2,590,972.00
Franklin Pierce University	11/07/2016	34,562,000.00	32,072,622.01
Southern NH Medical Center	11/09/2016	59,345,000.00	55,205,000.00
Saint Anselm College	11/10/2016	17,445,000.00	15,520,000.00
Elliot Hospital	11/15/2016	147,020,000.00	138,870,000.00
Easter Seals Series A	12/20/2016	13,015,000.00	11,287,498.00
Easter Seals Series B	12/20/2016	9,175,000.00	8,504,380.00

Continued...

<u>Institution</u>	<u>Date of Financing</u>	<u>Original Issue</u>	<u>Outstanding</u>
Memorial Hospital	12/22/2016	\$ 14,875,000.00	\$12,990,000.00
Taylor Community	12/22/2016	16,132,653.00	13,170,673.64
Proctor Academy	01/25/2017	25,000,000.00	19,479,231.98
Covenant Health Systems	03/21/2017	7,960,000.00	7,960,000.00
Southern NH university	06/07/2017	50,000,000.00	47,930,000.00
Genesis Behavioral Health Series A	06/09/2017	4,373,750.00	4,188,615.90
Hillside Village Series A	06/19/2017	57,395,000.00	57,395,000.00
Hillside Village Series B	06/19/2017	17,210,000.00	17,210,000.00
Hillside Village Series C	06/19/2017	16,520,000.00	16,520,000.00
Hillside Village Series D	06/19/2017	1,890,000.00	1,890,000.00
Huggins Hospital Series A	06/30/2017	14,380,488.00	13,455,991.00
Huggins Hospital Series B	06/30/2017	14,160,667.00	13,432,172.00
Mental Hlth Ctr of Gtr Manchester	07/31/2017	5,760,000.00	5,760,000.00
Catholic Medical Center	09/21/2017	61,115,000.00	61,115,000.00
Dublin School	10/27/2017	4,000,000.00	3,580,036.67
University System of NH Series A	12/06/2017	53,805,000.00	52,045,000.00
University System of NH Series B	12/06/2017	49,020,000.00	45,970,000.00
Tilton School Series A	12/20/2017	13,676,000.00	13,150,662.44
Tilton School Series B	12/20/2017	2,000,000.00	1,265,651.57
Dartmouth College	12/21/2017	37,660,000.00	37,660,000.00
Concord Hospital	12/21/2017	54,210,000.00	54,210,000.00
Scott-Farrar Series A	12/22/2017	14,525,000.00	13,884,689.91
Scott-Farrar Series B	12/27/2017	3,050,000.00	3,015,000.00
Dartmouth-Hitchcock Series A	12/27/2017	122,435,000.00	122,435,000.00
Dartmouth-Hitchcock Series B	12/27/2017	109,800,000.00	109,800,000.00
New England College	12/28/2017	5,500,000.00	5,436,967.77
RiverMead Series B	12/28/2017	30,000,000.00	17,319,416.80
Partners HealthCare System, Inc.	12/28/2017	99,565,000.00	97,405,000.00
Dartmouth-Hitchcock Series A	02/21/2018	83,355,000.00	83,355,000.00
Saint Anselm College	03/06/2018	61,150,000.00	58,280,407.22
PALF dba John H. Whitaker Series A	04/13/2018	4,615,000.00	4,406,376.75
PALF dba John H. Whitaker Series B	04/13/2018	2,632,663.00	2,380,960.67
NE Carpenters Training Fund	04/26/2018	5,000,000.00	4,946,748.56
RiverWoods Durham Series A	05/31/2018	52,980,000.00	52,980,000.00
RiverWoods Durham Series B	05/31/2018	45,400,000.00	45,400,000.00
Kendal at Hanover Series A	06/11/2018	13,323,319.34	12,380,000.00
Kendal at Hanover Series B	06/11/2018	25,906,000.00	25,906,000.00
Dartmouth-Hitchcock	08/15/2018	25,865,000.00	25,160,000.00
Hunt Community	09/06/2018	16,981,323.21	16,321,081.02
NH Catholic Charities	10/25/2018	3,100,000.00	3,085,673.32
YMCA of Greater Nashua Series A	03/22/2019	5,200,000.00	5,200,000.00
YMCA of Greater Nashua Series B	03/22/2019	3,000,000.00	3,000,000.00
Rivier University Series A	04/01/2019	13,696,539.03	3,529,852.00
Rivier University Series B	04/01/2019	17,000,000.00	17,000,000.00
Taylor Community	05/03/2019	4,000,000.00	1,251,639.96
The White Mountain School	05/09/2019	5,600,000.00	5,600,000.00
New England College	07/03/2019	9,575,000.00	9,379,027.42
Elliot Hospital	08/30/2019	20,500,000.00	22,633,034.54
Southern NH Health Systems	08/30/2019	24,500,000.00	18,937,845.19
Senior Living of Bedford	09/05/2019	40,000,000.00	40,000,000.00
Dartmouth-Hitchcock Series A	10/17/2019	99,165,000.00	99,165,000.00
New Hampton School Series A	12/13/2019	11,568,031.04	11,417,793.34
New Hampton School Series B	12/13/2019	5,431,968.96	5,431,968.96
Dartmouth-Hitchcock Series A	01/29/2020	<u>125,000,000.00</u>	<u>125,000,000.00</u>
<b>Total</b>		<b><u>\$ 4,134,154,646.31</u></b>	<b><u>\$3,564,584,284.99</u></b>

## ***Schedule 2***

### ***Revenue Anticipation Note/Capital Note Program***

## Revenue Anticipation Note/ Capital Note Program

Institutions that have participated in the Program:

Androscoggin Valley Hospital  
Brewster Academy \*  
Capital Center for the Arts  
Catholic Medical Center  
Colby-Sawyer College \*  
Concord Hospital  
Crotched Mountain Rehabilitation Center  
Elliot Hospital  
Franklin Pierce Law Center  
Frisbie Memorial Hospital  
High Mowing School  
Holderness School  
Huntington at Nashua  
Kendal at Hanover  
Kimball Union Academy  
LRGHealthcare  
Littleton Hospital  
New England College  
New Hampton School  
Proctor Academy\*  
RiverWoods at Exeter  
Rivier College  
Tilton School  
Wentworth-Douglass Hospital

\* Participated in both RAN and CAN

## *Schedule 3*

# *Outstanding Equipment Leasing Issues*



## **Outstanding Equipment Leasing Program**

Wentworth-Douglass Hospital	\$	20,000,000
Exeter Hospital	\$	6,000,000
Southern New Hampshire Medical Center	\$	10,500,000

## *Schedule 4*

# *Outstanding Capital Loan Program*

## Outstanding Capital Loan Program

<u>INSTITUTION</u>	<u>DATED</u>	<u>%</u>	<u>NHHEFA \$</u>	<u>TOTAL LOAN</u>
Great Bay Kids Company	01/29/2016	20	\$500,000.00	\$2,445,000.00
Manchester Community Health Center	04/15/2019	27	450,000.00	1,670,000.00
YMCA Camp Belknap	04/15/2019	30	225,000.00	750,000.00
The Granite YMCA	06/01/2019	18	310,000.00	1,720,000.00
PACE Career Academy Charter School	06/14/2019	30	250,000.00	810,000.00
MicroSociety Academy Charter School	03/31/2020	20	<u>360,000.00</u>	<u>1,800,000.00</u>
	<i>Total</i>		<u>\$ 2,095,000.00</u>	<u>\$ 9,195,000.00</u>

## *Schedule 5*

# *Outstanding Direct Loan Programs*

## Outstanding Direct Loan Programs

<u>INSTITUTION</u>	<u>DATED</u>	<u>RATE</u>	<u>PURPOSE</u>	<u>AMOUNT</u>
Boys & Girls Club of Manchester	04/29/2015	1%	vehicles	\$ 164,193.23
The Learning Skills Academy	06/05/2015	1%	refinance	85,394.59
Concord Family YMCA	06/05/2015	1%	lighting fixtures	64,365.00
Moore Center Services	06/26/2015	1%	phone system	100,000.00
Manchester Community Health Center	06/29/2015	1%	band width	30,000.00
Birch Hill Terrace	07/01/2015	1%	generator	200,000.00
Capitol Center for the Arts	08/06/2015	1%	improvements	200,000.00
Boys & Girls Clubs of Central NH	09/25/2015	1%	buses	22,000.00
Community Bridges	12/04/2015	1%	improvements	50,000.00
Boys & Girls Club of Greater Derry	12/04/2015	1%	bus	60,000.00
Community Partners	03/25/2016	1%	refinance	200,000.00
Kimi Nichols	04/01/2016	1%	vehicles	49,000.00
Concord Community Music School	06/15/2016	1%	refinance	167,129.25
Nashua Center for the Multiply Handicapped	06/30/2016	1%	vehicles	37,000.00
Seacoast Learning Collaborative	07/28/2016	1%	equipment	42,825.00
Dublin School	08/05/2016	1%	vehicles	120,533.00
NH Association for the Blind	09/08/2016	1%	cap. Improve.	135,000.00
Red River Theatres	10/21/2016	1%	renovations	122,000.00
Seacoast Charter School	10/28/2016	1%	buy property	200,000.00
Tilton School	11/04/2016	1%	vehicles	99,610.00
Community Bridges	11/07/2016	1%	vehicle	59,000.00
Rivier University	11/18/2016	1%	copier	30,950.00
Boys & Girls Club of Greater Salem, Inc.	11/23/2016	1%	bus	37,000.00
Kimball Union Academy	11/30/2016	1%	vehicles	75,000.00
Farmsteads of New England	12/05/2016	1%	vehicle	24,000.00
Opportunity Networks, Inc.	12/05/2016	1%	vehicle	15,520.00
Mount Washington Observatory	02/21/2017	1%	IT	130,000.00
Rivier University	03/01/2017	1%	IT	169,000.00
Farmsteads of New England	03/03/2017	1%	tractor	30,000.00
Kimi Nichols Center	03/06/2017	1%	vehicles	98,177.00
Harbor Homes	04/05/2017	1%	vehicle	200,000.00
Greater Nashua Council on Alcoholism	03/06/2017	1%	med. software	200,000.00
PACE Career Academy Charter School	05/19/2017	1%	vehicle	17,000.00
The PLUS Company, Inc.	05/22/2017	1%	vehicle	43,130.00
MicroSociety Academy Charter School	06/02/2017	1%	construction	175,000.00
The Granite YMCA	06/29/2017	1%	bus	88,256.00
The White Mountain School	07/14/2017	1%	vehicle	54,600.00
Moore Center Services	08/03/2017	1%	vehicle	46,000.00
Thomas More College of Liberal Arts	08/08/2017	1%	renovations	110,000.00
High Mowing School	08/09/2017	1%	debt	200,000.00
Nashua Center for the Multiply Handicapped	09/13/2017	1%	vehicle	35,035.00
Noah's Ark Child Care Center	10/11/2017	1%	property	200,000.00
Concord Family YMCA	11/03/2017	1%	equipment	37,716.00

*Continued...*

<u>INSTITUTION</u>	<u>DATED</u>	<u>RATE</u>	<u>PURPOSE</u>	<u>AMOUNT</u>
Seacoast Learning Collaborative	11/09/2017	1%	vehicles	\$ 200,000.00
Cardigan Mountain School	01/08/2018	1%	vehicles	104,000.00
Girls Incorporated of New Hampshire	02/02/2018	1%	vehicles/debt	96,164.22
Cocheco Academy of the Arts	11/05/2017	1%	working cap.	100,000.00
Hope on Haven Hill	03/01/2018	1%	property	157,500.00
Castle Preservation Society	04/05/2018	1%	paving-septic	200,000.00
YMCA Camp Belknap	04/06/2018	1%	lawn equip.	75,000.00
The PLUS Company, Inc.	05/25/2018	1%	property	147,544.00
Area Agency Properties (Gateways)	05/25/2018	1%	property	200,000.00
Making Comm. Connections Charter School	06/07/2018	1%	security equip.	30,746.00
Making Comm. Connections Charter School	06/07/2018	1%	working cap.	150,000.00
PACE Career Academy Charter School	07/02/2018	1%	renovations	120,000.00
Cardigan Mountain School	08/28/2018	1%	vehicles	58,447.00
PACE Career Academy Charter School	10/03/2018	1%	renovations	30,000.00
Concord Family YMCA	10/04/2018	1%	equipment	69,781.00
Nashua Center for the Multiply Handicapped	10/19/2018	1%	vehicle	30,100.00
The White Mountain School	10/25/2018	1%	vehicles	66,000.00
Manchester Community Music School	10/29/2018	1%	roof repair	19,000.00
Woodside School	11/30/2018	2.25%	property	300,000.00
YMCA of Greater Nashua	12/05/2018	1%	equipment	200,000.00
Mount Saint Mary Academy	12/17/2018	1%	capital repairs	50,000.00
Windham Academy Public Charter School	12/28/2018	1%	renovations	200,000.00
Seacoast Learning Collaborative	02/22/2019	1%	vehicles	65,000.00
The Granite YMCA	02/27/2019	1%	vehicle	83,106.00
Daniel Webster Council - Boy Scouts of America	03/11/2019	1%	vehicles	74,801.78
Kimball Union Academy	03/15/2019	1%	vehicle	128,000.00
Making Comm. Connections Charter School	04/08/2019	1%	equipment	15,263.00
YMCA of Greater Nashua	04/22/2019	2.25%	equipment	100,000.00
PACE Career Academy Charter School	05/30/2019	1%	working cap.	50,000.00
Opportunity Networks	06/19/2019	2.25%	condos	275,000.00
New Hampton School	06/20/2019	1%	vehicles	80,310.00
Farmsteads of New England	06/12/2019	1%	refi. minivan	15,992.93
Thomas More College	07/09/2019	2.25%	renovations	154,000.00
Bishop Guertin	07/10/2019	1%	air condition	200,000.00
Robert Frost Charter School	07/30/2019	1%	working cap.	30,000.00
Boys & Girls Club of Greater Nashua	07/30/2019	1%	renovations	150,000.00
Tilton School	07/31/2019	1%	vehicles	113,260.00
Concord Family YMCA	07/31/2019	1%	renovations	110,000.00
Mount Saint Mary Academy	08/15/2019	2.25%	refinance	250,000.00
Windham Academy Public Charter School	12/05/2019	2.25%	refinance	130,000.00
Nashua Center for the Multiply Handicapped	12/05/2019	1%	vehicle	47,222.00
NH Masonic Care d/b/a Evergreen Place	12/17/2019	1%	vehicle	24,500.00
New Hampton School	12/27/2019	1%	vehicles	120,000.00
Brain Injury Assn. of New Hampshire	12/30/2019	1%	property	180,000.00
Greater Seacoast Community Health	06/17/2020	2.25%	renovations	300,000.00
Community Bridges	06/24/2020	1%	phone system	59,530.00
Castle Preservation Society	06/25/2020	1%	renovations	75,000.00
Daniel Webster Council-Boy Scouts of America	06/25/2020	2.25%	tents	<u>221,000.00</u>
		<b>TOTAL</b>		<b><u>\$ 5,315,937.19</u></b>