



NEW HAMPSHIRE HEALTH AND EDUCATION FACILITIES AUTHORITY

ANNUAL BOARD REPORT

Fiscal Year Ending:

June 30, 2021

October 2021

TABLE OF CONTENTS

	Page
Mission Statement & Fiscal Year Review	1
Bond Financing Program	2
Fiscal Year Bond Issues	3
Revenue Anticipation Note/Capital Note Program	4
Equipment Leasing Program	5
Capital Loan Program	6
Direct Loan and Direct Loan PLUS Program.....	7
Schedule 1 - Outstanding Bond Issues	8-11
Schedule 2 - RAN/CAN Issues	12-13
Schedule 3 - Outstanding Equipment Leasing Issues	14-15
Schedule 4 - Outstanding Capital Loan Program	16-17
Schedule 5 - Outstanding Direct Loan Program	18-20

MISSION STATEMENT

The mission of the New Hampshire Health and Education Facilities Authority (“Authority”) is to lower the cost of health and education services in New Hampshire, by providing eligible Institutions with access to high quality, readily available, low cost financing alternatives.

FISCAL YEAR REVIEW

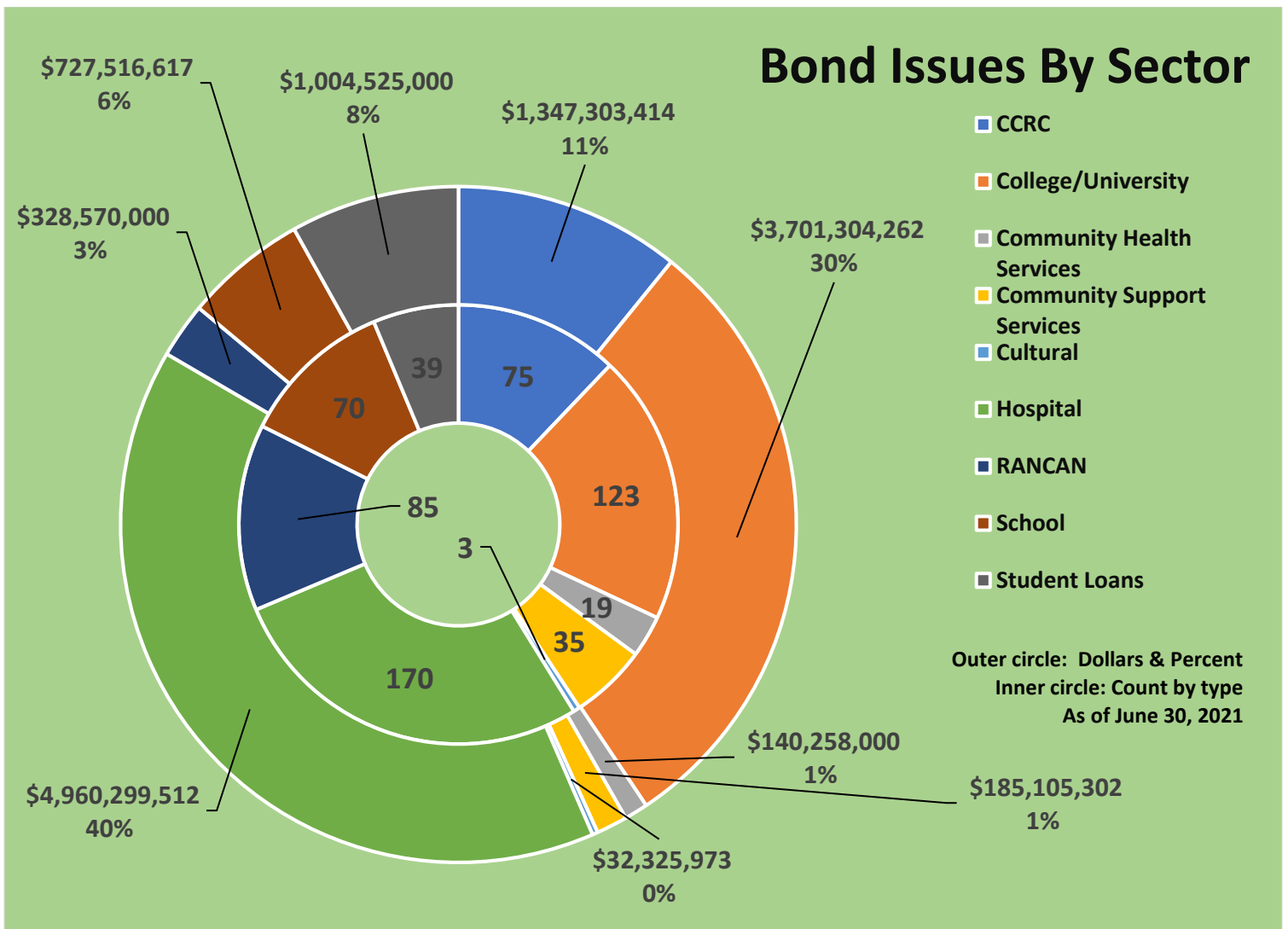
During fiscal year ending June 30, 2021, the Authority:

- Issued six series of bonds and notes totaling \$132,307,218.98 on behalf of three schools, and two continuing care communities.
- Closed ten Direct Loan Program loans in the amount of \$897,927 for three private schools, one community health center, two charter schools, and four service agencies.
- Provided financing to three new institutions that serve the residents of New Hampshire with health and/or educational services.

Bond Financing Program of the Authority

As of June 30, 2021, the Authority has issued 619 different series of bonds and notes in the aggregate principal amount of \$12,427,208,080. These bonds and notes were issued on behalf of 26 hospitals, 22 nursing homes and retirement communities, 1 health maintenance organization, 3 home health care providers, 2 ambulatory care clinics, 13 colleges and universities, 18 secondary schools, 4 student loan programs, 12 institutions providing educational programs, and 10 institutions providing healthcare programs.

See Schedule 1 for a list of outstanding bonds.



Fiscal Year Bond Issues:

\$30,000,000 – St. Paul’s School

- Proceeds used to refinance portion of existing debt and finance miscellaneous construction, renovation and equipping of the institution’s facilities.

\$44,000,000 – Pinkerton Academy (Series 2020A and Series 2020B)

- Proceeds used to refinance existing debt and finance miscellaneous construction, renovation and equipping of the facilities.

\$18,872,000 – Brewster Academy

- Proceeds used to refinance existing debt and fund the remodel and construction of a student center.

\$18,525,000 – Franklin Home for the Aged Association d/b/a Peabody Home

- Proceeds used to finance construction, equipping, and furnishing of a new senior living facility.

\$20,910,218.98 – Peterborough Retirement Community at Upland Farm, Inc. d/b/a RiverMead at Peterborough

- Proceeds used for refinancing of certain taxable indebtedness.



REVENUE ANTICIPATION NOTE / CAPITAL NOTE (“RAN/CAN”) PROGRAMS

The RAN/CAN Programs provides tax-exempt financing for working capital needs, capital equipment purchases, construction, renovation or refinancing of debt.

The Revenue Anticipation Note (RAN) Program – The Revenue Anticipation Note Program is designed to provide not-for-profit institutions, primarily educational institutions such as private colleges, universities and secondary schools, with a source of low-cost funds to alleviate the temporary cash flow shortfalls that result each fiscal year from the imbalance between regular monthly expenditures and irregular receipts such as tuition, grants, government reimbursement and other special revenue.

The Capital Note (CAN) Program - The Capital Note Program permits institutions to use low-cost tax-exempt funds to pay for routine capital expenditures, construction or renovation expenses or the refinancing of debt that are normally funded with cash while at the same time obtaining higher-yielding taxable returns on the preserved cash. CANs are designed for both nonprofit educational and health care institutions.

RAN/CAN Summary:

- Notes are issued jointly as a pooled financing to reduce costs.
- The Authority has issued nineteen annual pools, consisting of one hundred-four series of notes.
- The total amount issued to date is \$411,240,000.

See Schedule 2 for a list of institutions that have borrowed through the RAN/CAN program.

Equipment Leasing Program (ELP)

This Equipment Leasing Program (ELP) was established by the Authority to provide tax exempt financing for equipment acquisitions. These financings can either be placed with a specific lending institution or bid out to multiple lenders using the Authority's standardized documents.

The minimum financing amount is \$500,000, with no maximum amount. The lease term, usually 1-10 years, is determined by the institution based upon the useful life of the leased assets.

The Authority has completed eleven financing leases totaling over \$117 million utilizing the Equipment Lease Program. The program has had no defaults to date.

See Schedule 3 for list of outstanding ELP financings.

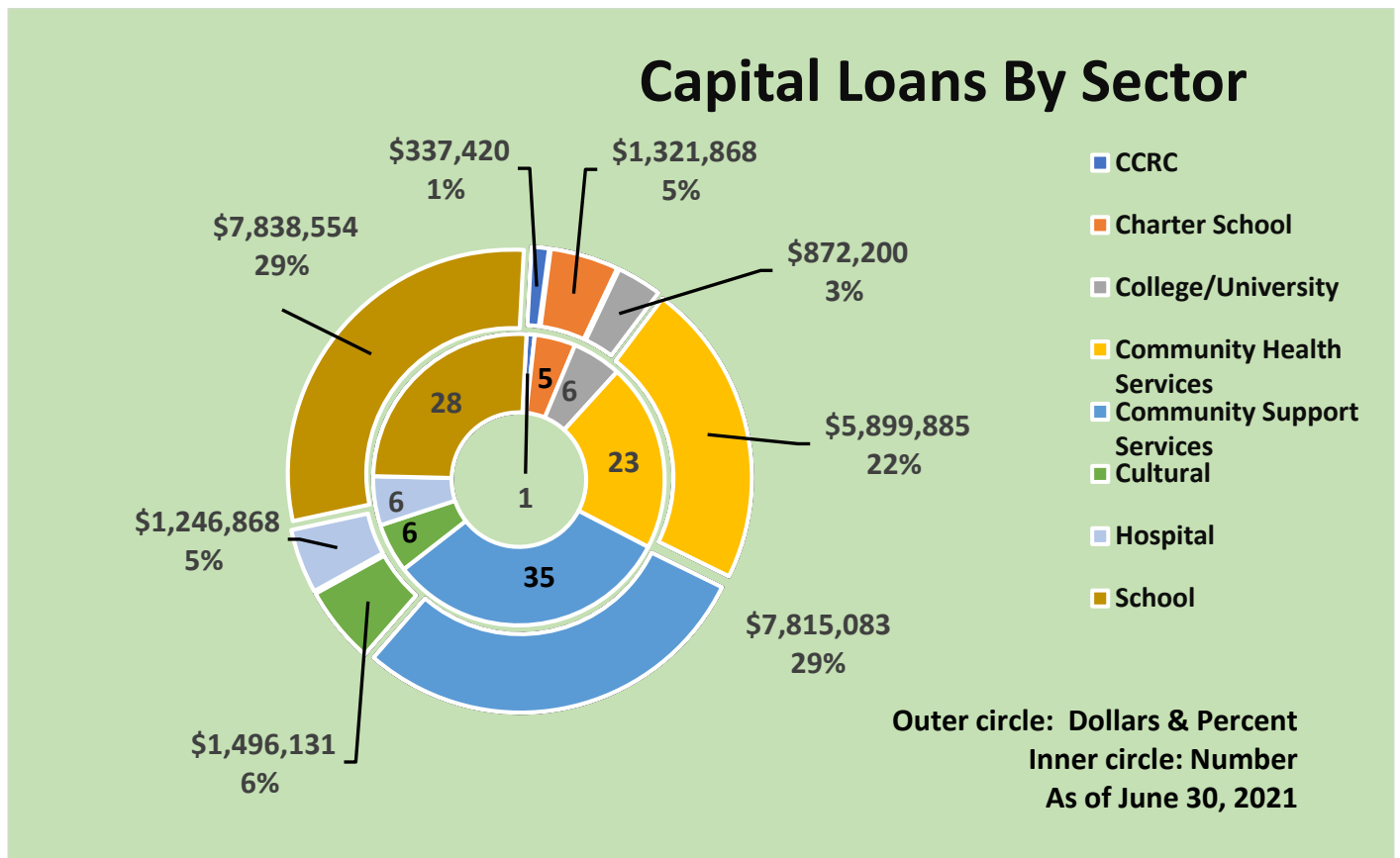
Capital Loan Program

The Capital Loan Program provides loans at a below market rate for qualified institutions for the purchase of capital equipment, the acquisition of real estate or for refinancing of existing debt. The Authority has developed a simple application process and standardized documents which limit expenses and the time needed to complete a financing. The Authority co-lends up to 30% of the loan with a bank for a term of five years. The Authority's interest rate is one-half of the bank's rate with a floor of 2.25%. The minimum loan amount is \$50,000 and the maximum is \$450,000 per institution.

Capital Loan Program Summary:

- One hundred ten loans have been made since 1993.
- The Authority has loaned a total of over \$26.8 million.
- Five different banks participate in six current outstanding loans.

See Schedule 4 for list of outstanding Capital Loans.



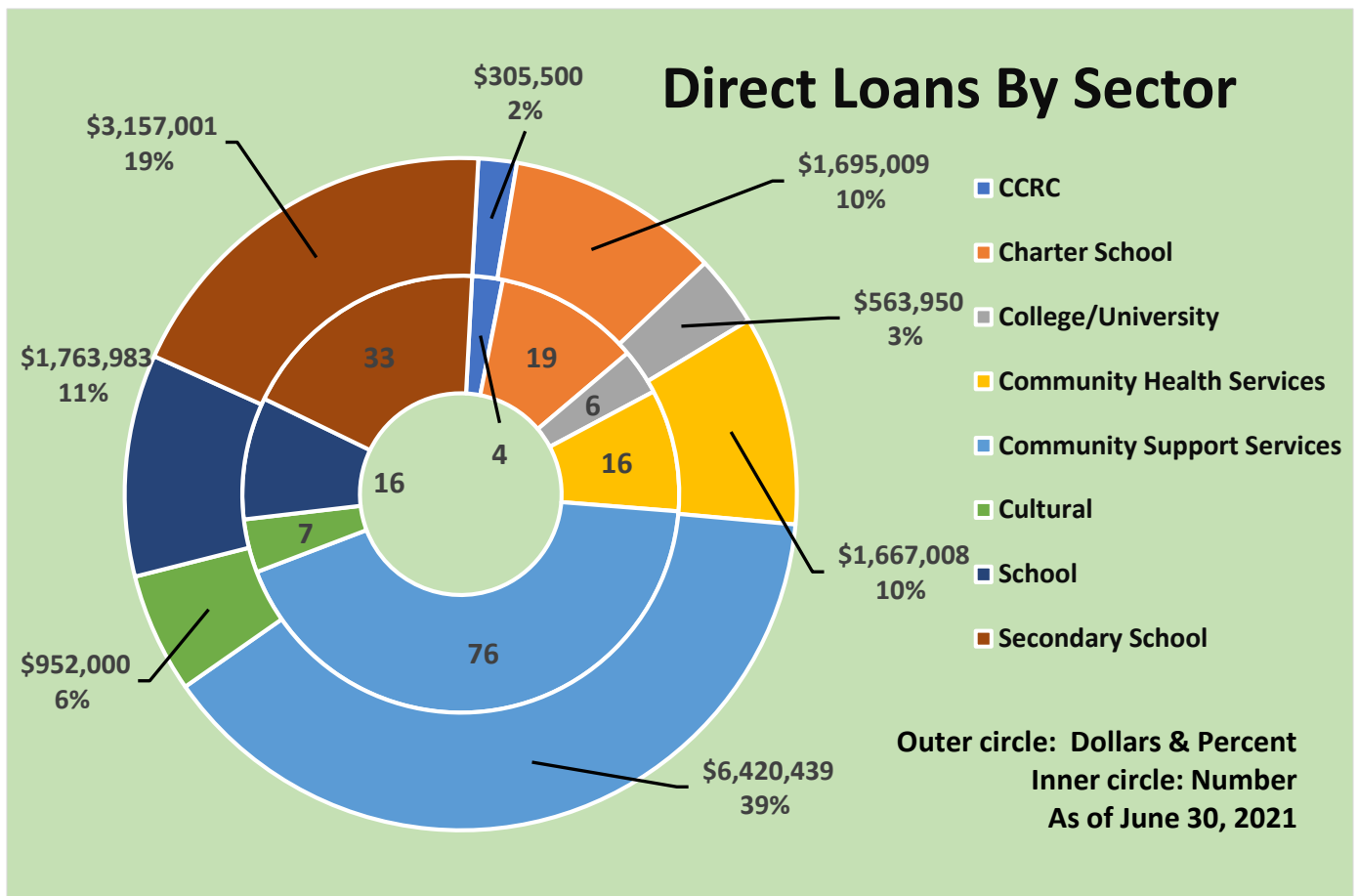
Direct Loan and Direct Loan PLUS Programs

The Direct Loan Program provides loans up to \$200,000, at a below market rate, to qualified institutions for the purchase of capital equipment, acquisition of real estate, construction or renovation of facilities, refinancing of existing debt, emergency repairs, vehicle purchases or other matters as determined by the Board. The interest rate is 1% and the term is for 5 years.

The Direct Loan Plus Program provides loans up to \$300,000, at 2.25%, for a term up to 10 years to qualified institutions for the purchase of capital equipment, acquisition of real estate, construction or renovation of facilities, refinancing of existing debt, emergency repairs, vehicle purchases or other matters as determined by the Board.

As of June 30, 2021, the Authority has originated 177 loans for a total amount of \$16,524,889.80.

See Schedule 5 for list of outstanding Direct Loans.



Schedule 1

Outstanding Bond Issues

Outstanding Bond Issues

<u>Institution</u>	<u>Date of Financing</u>		<u>Original Issue</u>		<u>Outstanding</u>
St. Paul's School	08/27/1998	\$	40,000,000.00	\$	40,000,000.00
Exeter Hospital Series 2001B	12/19/2001		18,800,000.00		3,155,000.00
Bishop Guertin HS	03/12/2002		6,200,000.00		3,320,000.00
Riverbend Comm.	02/07/2003		6,000,000.00		2,885,000.00
Dartmouth College	03/12/2003		113,250,000.00		19,100,000.00
Exeter Hospital	11/20/2003		20,000,000.00		11,835,000.00
Kendal at Hanover 2004B	10/13/2004		15,545,000.00		5,405,000.00
University System of NH 2005A	01/20/2005		65,000,000.00		42,300,000.00
USNH 2005-B1, B2	08/01/2005		97,360,000.00		54,695,000.00
Dartmouth College B	04/05/2007		90,000,000.00		75,000,000.00
High Mowing School	05/24/2007		2,000,000.00		966,778.53
Child & Family Services	07/26/2007		5,540,000.00		3,835,000.00
Moore Center Services	08/30/2007		4,295,000.00		3,110,000.00
Phillips Exeter Academy	09/19/2007		50,000,000.00		50,000,000.00
Wediko Children's Services	09/24/2007		3,800,000.00		2,673,321.19
Manchester YMCA	10/04/2007		3,800,000.00		1,440,000.00
Covenant Health Systems 2007A	10/30/2007		17,030,000.00		12,975,000.00
Covenant Health Systems 2007B	10/30/2007		36,650,000.00		24,440,000.00
Derryfield School	04/25/2008		7,000,000.00		5,587,080.00
Riverbend Comm.Mental Health	07/24/2008		4,100,000.00		3,220,000.00
Havenwood-Heritage Heights	09/16/2009		14,910,000.00		12,095,000.00
Crotched Mtn. Rehab. Center	11/30/2010		30,000,000.00		22,627,515.00
University System of NH Series A	06/23/2011		6,000,000.00		6,000,000.00
University System of NH Series B	06/23/2011		42,570,000.00		25,940,000.00
Measured Progress/ Cognia	06/30/2011		12,000,000.00		7,436,564.00
Measured Progress Taxable/ Cognia	06/30/2011		6,000,000.00		3,799,898.00
Exeter Hospital	02/09/2012		32,565,000.00		22,490,000.00
NHOF/Presidential Oaks	03/22/2012		4,000,000.00		2,547,278.89
Androskoggin Valley Hospital B	03/29/2012		12,500,000.00		5,570,407.16
Holderness School	03/29/2012		4,500,000.00		4,075,000.00
Colby-Sawyer College	06/13/2012		27,000,000.00		12,359,003.37
Covenant Health Systems	06/27/2012		27,000,000.00		25,775,000.00
Cardigan Mountain School	07/11/2012		11,000,000.00		9,243,157.24
RiverWoods at Exeter Series A	09/28/2012		33,605,000.00		24,930,000.00
RiverWoods at Exeter Series B	09/29/2012		32,000,000.00		25,760,000.00
Cheshire Medical Center	11/15/2012		29,650,000.00		23,470,000.00
Speare Memorial Hospital	12/07/2012		21,100,000.00		13,043,858.30
Catholic Medical Center	12/19/2012		35,275,000.00		17,045,000.00
Concord Hospital Series B	04/25/2013		32,421,264.00		6,192,207.00
The Huntington at Nashua	05/01/2013		23,000,000.00		15,095,269.36
Dublin School	05/03/2013		1,200,000.00		798,520.09
Coe-Brown Northwood Academy	05/14/2013		3,300,000.00		2,202,901.48
Saint Anselm College	07/25/2013		12,000,000.00		12,000,000.00
B & G Clubs of Greater Concord	09/05/2013		3,000,000.00		820,634.82
Havenwood Heritage Heights B	11/01/2013		14,470,000.00		14,332,796.07
RiverMead at Peterborough	12/23/2013		13,550,000.00		7,274,000.00
New England College 2014A	02/28/2014		3,635,801.54		2,747,160.36
New England College 2014B	02/28/2014		8,364,198.46		7,275,396.99
Holderness School	04/23/2014		4,500,000.00		3,472,658.40
University System of NH	06/02/2014		21,760,000.00		9,240,000.00
Covenant Health Systems	07/17/2014		16,900,000.00		12,660,000.00

Continued...

<u>Institution</u>	<u>Date of Financing</u>		<u>Original Issue</u>		<u>Outstanding</u>
Dartmouth-Hitchcock Series A	08/13/2014	\$	26,960,000.00	\$	12,385,000.00
Dartmouth-Hitchcock Series B	08/13/2014		14,530,000.00		14,530,000.00
Southern NH University Series A	08/27/2014		32,208,000.00		29,053,000.00
Southern NH University Series B	08/27/2014		19,069,000.00		10,852,000.00
Keystone Hall Series	09/15/2014		3,963,900.00		3,473,714.92
Southern District YMCA Series A	11/13/2014		2,750,000.00		2,199,994.43
Southern District YMCA Series B	11/13/2014		2,904,000.00		1,399,994.48
Exeter Hospital ELP	03/26/2015		6,000,000.00		686,459.09
University System of NH	05/13/2015		116,970,000.00		104,685,000.00
YMCA of Greater Nashua Series A	05/19/2015		5,700,000.00		4,373,297.09
YMCA of Greater Nashua Series B	05/19/2015		3,500,000.00		2,596,171.27
St. Paul's School	06/01/2015		12,000,000.00		12,000,000.00
Center for Life Management	07/23/2015		3,042,730.00		2,417,730.00
Dartmouth College Series A	08/06/2015		50,500,000.00		50,500,000.00
Dartmouth College Series B	08/06/2015		50,500,000.00		50,500,000.00
Dartmouth College Series C	08/06/2015		45,000,000.00		45,000,000.00
Dartmouth College Series D	08/06/2015		44,665,000.00		44,665,000.00
Kimball Union Academy Series A	08/27/2015		12,657,301.26		11,329,382.00
Kimball Union Academy Series B	08/27/2015		2,000,000.00		1,806,250.00
NH Catholic Charities	08/31/2015		15,500,000.00		12,164,145.37
Catholic Medical Center Series A	09/03/2015		24,070,000.00		21,030,000.00
Catholic Medical Center Series B	09/03/2015		8,650,000.00		7,855,000.00
Littleton Hospital Series A	10/01/2015		5,331,100.00		4,266,794.70
Littleton Hospital Series B	10/01/2015		20,753,200.00		17,143,278.02
Concord Christian Academy S-A	12/08/2015		6,012,174.28		5,622,108.26
Phillips Exeter Academy	04/01/2016		30,000,000.00		30,000,000.00
Speare Memorial Hospital A	04/15/2016		4,164,574.19		3,047,740.00
Kendal at Hanover	04/28/2016		18,305,000.00		15,795,000.00
Dartmouth College A	04/29/2016		165,000,000.00		165,000,000.00
University System of NH	05/18/2016		53,890,000.00		44,670,000.00
Southern NH Medical Center	06/07/2016		10,500,000.00		3,097,231.53
Dartmouth-Hitchcock Obl. Grp. B	07/01/2016		10,970,000.00		10,970,000.00
Birch Hill Terrace	07/08/2016		12,680,000.00		9,017,461.79
Havenwood Heritage Heights A	08/25/2016		8,415,028.00		5,175,118.00
Havenwood Heritage Heights B	08/25/2016		2,590,972.00		2,590,972.00
Franklin Pierce University	11/07/2016		34,562,000.00		31,509,731.99
Southern NH Medical Center	11/09/2016		59,345,000.00		53,045,000.00
Saint Anselm College	11/10/2016		17,445,000.00		14,920,000.00
Elliot Hospital	11/15/2016		147,020,000.00		134,055,000.00
Easter Seals A	12/20/2016		13,015,000.00		10,737,502.00
Easter Seals B	12/20/2016		9,175,000.00		8,298,580.00
Memorial Hospital	12/22/2016		14,875,000.00		12,455,000.00
Taylor Community	12/22/2016		16,132,653.00		12,721,081.54
Proctor Academy	01/25/2017		25,000,000.00		19,005,102.57
Covenant Health Systems	03/21/2017		7,960,000.00		7,960,000.00
Genesis Behavioral Health A	06/09/2017		4,373,750.00		4,081,849.67
Hillside Village A	06/19/2017		57,395,000.00		57,395,000.00
Hillside Village B	06/19/2017		17,210,000.00		17,210,000.00
Hillside Village C	06/19/2017		16,520,000.00		16,520,000.00
Hillside Village D	06/19/2017		1,890,000.00		1,890,000.00
Huggins Hospital A	06/30/2017		14,380,488.00		13,107,841.00
Huggins Hospital B	06/30/2017		14,160,667.00		13,146,532.00
Mental Hlth Ctr of Gtr Manchester	07/31/2017		5,760,000.00		5,760,000.00
Catholic Medical Center	09/21/2017		61,115,000.00		61,115,000.00
Dublin School	10/27/2017		4,000,000.00		3,428,402.72
University System of NH A	12/06/2017		53,805,000.00		50,195,000.00
University System of NH B	12/06/2017		49,020,000.00		43,980,000.00

Continued...

<u>Institution</u>	<u>Date of Financing</u>		<u>Original Issue</u>		<u>Outstanding</u>
Tllton School S-2017 A	12/20/2017	\$	13,676,000.00	\$	12,922,014.20
Tllton School S-2017 B	12/20/2017		2,000,000.00		1,242,014.48
Dartmouth College S-2017	12/21/2017		37,660,000.00		37,660,000.00
Concord Hospital S-2017	12/21/2017		54,210,000.00		54,210,000.00
Scott-Farrar S-2017 A	12/22/2017		14,525,000.00		13,598,325.27
Scott-Farrar S-2017 B	12/27/2017		3,050,000.00		2,980,000.00
Dartmouth-Hitchcock Health S-2017A	12/27/2017		122,435,000.00		122,435,000.00
Dartmouth-Hitchcock Health S-2017B	12/27/2017		109,800,000.00		109,800,000.00
New England College S-2017	12/28/2017		5,500,000.00		5,307,683.35
RiverMead S-2017B	12/28/2017		30,000,000.00		17,319,416.80
Partners HealthCare System, Inc. S-2017	12/28/2017		99,565,000.00		95,160,000.00
Dartmouth-Hitchcock Health S-2018A	02/21/2018		83,355,000.00		83,355,000.00
Saint Anselm College S-2018	03/06/2018		61,150,000.00		56,689,916.66
PALF d/b/a John H. Whitaker S-2018A	04/13/2018		4,615,000.00		4,307,195.46
PALF d/b/a John H. Whitaker S-2018B	04/13/2018		2,632,663.00		2,327,348.89
New England Carpenters Training Fund	04/26/2018		5,000,000.00		4,729,357.28
RiverWoods Durham 2018A	05/31/2018		52,980,000.00		52,980,000.00
Kendal at Hanover 2018 A	06/11/2018		13,323,319.34		11,886,666.64
Kendal at Hanover 2018 B	06/11/2018		25,906,000.00		25,906,000.00
Dartmouth-Hitchcock Obligated Grp	08/15/2018		25,865,000.00		24,425,000.00
Hunt Community	09/06/2018		16,981,323.21		15,929,772.04
NH Catholic Charities	10/25/2018		3,100,000.00		3,026,874.17
YMCA of Greater Nashua A	03/22/2019		5,200,000.00		5,153,417.15
YMCA of Greater Nashua B	03/22/2019		3,000,000.00		3,000,000.00
Rivier University A	04/01/2019		13,696,539.03		13,350,153.00
Rivier Univeristy B	04/01/2019		17,000,000.00		16,911,965.45
Taylor Community	05/03/2019		4,000,000.00		1,135,565.74
The White Mountain School	05/09/2019		5,600,000.00		5,600,000.00
New England College	07/03/2019		9,575,000.00		9,156,704.39
Elliot Hospital 2019	08/30/2019		20,500,000.00		17,029,992.59
Southern NH Health Systems	08/30/2019		24,500,000.00		20,352,918.01
Senior Living of Bedford	09/05/2019		40,000,000.00		40,000,000.00
Dartmouth-Hitchcock Health 2019A	10/17/2019		99,165,000.00		99,165,000.00
New Hampton School	12/13/2019		11,568,031.04		11,127,034.10
New Hampton School	12/13/2019		5,431,968.96		5,431,968.96
Dartmouth-Hitchcock Health 2020A	01/29/2020		125,000,000.00		125,000,000.00
St Paul's School	07/09/2020		30,000,000.00		30,000,000.00
Pinkerton Academy 2020A	10/22/2020		29,798,908.90		28,274,369.33
Pinkerton Academy 2020B	10/22/2020		14,201,091.10		14,201,091.10
Brewster Academy	10/28/2020		18,872,000.00		18,479,380.54
Peabody Home	12/22/2020		18,525,000.00		18,525,000.00
RiverMead at Peterborough	04/01/2021		20,910,218.98		20,810,218.98
	<i>Total</i>		<u>\$3,945,930,865.29</u>		<u>\$3,339,598,237.82</u>

Schedule 2

Revenue Anticipation Note/Capital Note Program

Revenue Anticipation Note/ Capital Note Program

Institutions that have participated in the Program:

Androscoggin Valley Hospital
Brewster Academy *
Capital Center for the Arts
Catholic Medical Center
Colby-Sawyer College *
Concord Hospital
Crotched Mountain Rehabilitation Center
Elliot Hospital
Franklin Pierce Law Center
Frisbie Memorial Hospital
High Mowing School
Holderness School
Huntington at Nashua
Kendal at Hanover
Kimball Union Academy
LRGHealthcare
Littleton Hospital
New England College
New Hampton School
Proctor Academy*
RiverWoods at Exeter
Rivier College
Tilton School
Wentworth-Douglass Hospital

* Participated in both RAN and CAN

Schedule 3

*Outstanding Equipment Leasing
Program*

Outstanding Equipment Leasing Program

Wentworth-Douglass Hospital	\$	20,000,000
Exeter Hospital	\$	6,000,000
Southern New Hampshire Medical Center	\$	10,500,000
Elliot Health System	\$	20,500,000
Southern NH Health System	\$	24,500,000

Schedule 4

*Outstanding Capital Loan Program
Loans*

Outstanding Capital Loan Program

<u>INSTITUTION</u>	<u>DATED</u>	<u>%</u>	<u>NHHEFA \$</u>	<u>TOTAL LOAN</u>
Great Bay Kids Company	01/29/2016	20	\$500,000.00	\$2,445,000.00
Manchester Community Health Center	04/15/2019	27	450,000.00	1,670,000.00
YMCA Camp Belknap	04/15/2019	30	225,000.00	750,000.00
The Granite YMCA	06/01/2019	18	310,000.00	1,720,000.00
PACE Career Academy Charter School	06/14/2019	30	250,000.00	810,000.00
MicroSociety Academy Charter School	03/31/2020	20	<u>360,000.00</u>	<u>1,800,000.00</u>
	<i>Total</i>		<u>\$ 2,095,000.00</u>	<u>\$ 9,195,000.00</u>

Schedule 5

*Outstanding Direct Loan Program
Loans*

Outstanding Direct Loan Program

<u>INSTITUTION</u>	<u>DATED</u>	<u>RATE</u>	<u>PURPOSE</u>	<u>AMOUNT</u>
BH&DS Strafford County/Community Partners	03/25/2016	1.00%	refinance	\$ 200,000.00
Nashua Center for the Multiply Handicapped	06/30/2016	1.00%	vehicles	37,000.00
Seacoast Learning Collaborative	07/28/2016	1.00%	climbing tower	42,825.00
Dublin School	08/05/2016	1.00%	vehicles	120,533.00
NH Association for the Blind	09/08/2016	1.00%	capital improvements	135,000.00
Red River Theatres	10/21/2016	1.00%	renovations	122,000.00
Seacoast Charter School	10/28/2016	1.00%	property	200,000.00
Tilton School	11/04/2016	1.00%	vehicles	99,610.00
Community Bridges	11/07/2016	1.00%	vehicle	59,000.00
Rivier University	11/18/2016	1.00%	copier	30,950.00
B&G Club of Greater Salem, Inc.	11/23/2016	1.00%	bus	37,000.00
Farmsteads of New England	12/05/2016	1.00%	vehicle	24,000.00
Mount Washington Observatory	02/21/2017	1.00%	IT infrastructure	130,000.00
Rivier University	03/01/2017	1.00%	IT infrastructure	169,000.00
Farmsteads of New England	03/03/2017	1.00%	tractor	30,000.00
Kimi Nichols Center, Inc.	03/06/2017	1.00%	vehicles	98,177.00
Harbor Homes, Inc.	04/05/2017	1.00%	vehicle	200,000.00
Greater Nashua Council on Alcoholism	03/06/2017	1.00%	medical software	200,000.00
PACE Career Academy Charter School	05/19/2017	1.00%	vehicle	17,000.00
The PLUS Co., Inc.	05/22/2017	1.00%	vehicle	43,130.00
MicroSociety Academy Charter School Foundation	06/02/2017	1.00%	construction	175,000.00
The Granite YMCA	06/29/2017	1.00%	bus	88,256.00
The White Mountain School	07/14/2017	1.00%	van	54,600.00
Moore Center Services	08/03/2017	1.00%	van	46,000.00
The Thomas More College of Liberal Arts	08/08/2017	1.00%	renovations	110,000.00
High Mowing School	08/09/2017	1.00%	debt restructure	200,000.00
Nashua Center for the Multiply Handicapped	09/13/2017	1.00%	vehicle	35,035.00
Concord Family YMCA	11/03/2017	1.00%	exercise bicycles	37,716.00
Seacoast Learning Collaborative	11/09/2017	1.00%	vehicles	100,000.00
Surry Village Charter School	11/05/2017	1.00%	working capital	100,000.00
Cardigan Mountain School	01/08/2018	1.00%	vehicles	104,000.00
Girls Incorporated of New Hampshire	02/02/2018	1.00%	vehicles/debt	96,164.22
Hope on Haven Hill	03/01/2018	1.00%	property	157,500.00
Castle Preservation Society	04/05/2018	1.00%	paving & septic	200,000.00
YMCA Camp Belknap	04/06/2018	1.00%	lawn equipment	75,000.00
The PLUS Company, Inc.	05/25/2018	1.00%	mortgage	147,544.00
Area Agencies Properties, Inc./Gateways	05/25/2018	1.00%	mortgage	200,000.00
Making Community Connections Charter School	06/07/2018	1.00%	working capital	150,000.00
Cardigan Mountain School	08/28/2018	1.00%	vehicle	58,447.00

Continued...

<u>INSTITUTION</u>	<u>DATED</u>	<u>RATE</u>	<u>PURPOSE</u>	<u>AMOUNT</u>
PACE Career Academy Charter School	10/03/2018	1.00%	renovations	\$ 144,141.37
Concord Family YMCA	10/04/2018	1.00%	equipment	69,781.00
Nashua Center for the Multiply Handicapped	10/19/2018	1.00%	vehicle	30,100.00
The White Mountain School	10/25/2018	1.00%	vehicle	66,000.00
Manchester Community Music School	10/29/2018	1.00%	roof repairs	19,000.00
Woodside School	11/30/2018	2.25%	refinance debt	300,000.00
YMCA of Greater Nashua	12/05/2018	1.00%	cardio equipment	200,000.00
Mount Saint Mary Academy	12/17/2018	1.00%	roof & capital repairs	50,000.00
Windham Academy Public Charter School	12/28/2018	1.00%	renovations	200,000.00
Seacoast Learning Collaborative	02/22/2019	1.00%	vehicles	65,000.00
The Granite YMCA	02/27/2019	1.00%	vehicle	83,106.00
Daniel Webster Council - Boy Scouts of America	03/11/2019	1.00%	vehicles	74,801.78
YMCA of Greater Nashua	04/22/2019	2.25%	equipment	100,000.00
PACE Career Academy Charter School	05/29/2019	1.00%	working capital	50,000.00
Opportunity Networks	06/19/2019	2.25%	condos	275,000.00
The New Hampton School	06/20/2019	1.00%	vehicles	80,310.00
Farmsteads of New England	06/12/2019	1.00%	vehicle	15,992.93
Thomas More College	07/09/2019	2.25%	vehicles	154,000.00
Bishop Guertin High School	07/10/2019	1.00%	air conditioning	200,000.00
Robert Frost Charter School of NH	07/30/2019	1.00%	working capital	30,000.00
Tilton School	07/31/2019	1.00%	vehicles	113,260.00
Concord Family YMCA	07/31/2019	1.00%	renovations	110,000.00
Mount Saint Mary Academy	08/15/2019	2.25%	refinance/cap projects	250,000.00
Windham Academy	12/05/2019	2.25%	refi/expansion	130,000.00
Nashua Center	12/05/2019	1.00%	vehicle	47,222.00
NH Masonicare dba Evergreen Place	12/17/2019	1.00%	vehicle	24,500.00
New Hampton School	12/27/2019	1.00%	vehicle	120,000.00
Brain Injury Assoc.	12/30/2019	1.00%	refinance	180,000.00
Greater Seacoast Community Health Community Bridges	06/17/2020	2.25%	renovations	300,000.00
Castle Preservation Society	06/24/2020	1.00%	phone system	59,530.00
Castle Preservation Society	06/25/2020	1.00%	HVAC	75,000.00
The White Mountain School	08/07/2020	1.00%	vehicle	67,977.00
Kimi Nichols	10/06/2020	1.00%	vehicles	134,095.00
Cocheco Academy of The Arts	12/05/2020	1.00%	refinance debt	74,000.00
Seacoast Learning Collaborative	02/01/2021	1.00%	vehicle	65,000.00
Moore Center Services	02/19/2021	1.00%	vehicle	42,615.00
Nashua Center	02/19/2021	1.00%	vehicle	37,800.00
Farmsteads of NE	02/25/2021	1.00%	tractor	22,250.00
Daniel Webster Council - Boy Scouts of America	04/06/2021	1.00%	vehicles	54,190.00
Kreiva Academy Charter	05/27/2021	1.00%	working capital	200,000.00
CCYMCA - Camp Huckins	05/28/2021	1.00%	property	<u>200,000.00</u>
			Total	<u>\$ 8,645,159.30</u>